

Kin Collection – Kin I



Features

- Can be personalised using backlit translucent logo or branding
- Backlit translucent patterns
- Lighting integrated into sign in platform
- Unique, distinctive 3D contours
- Made using HI-MACS® — highly durable and impact resistant
- Easy to clean
- Pen pots, cable ports and storage space
- Seamless repairs, without visible trace
- Efficient lead times
- Range of colour options



4400mm



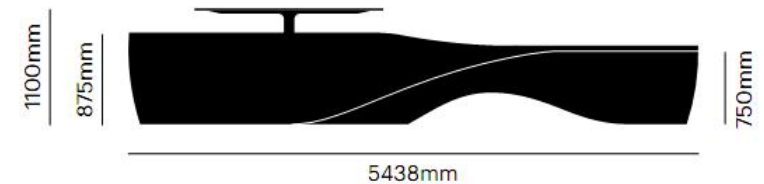
4400mm

Kin Collection – Kin II



Features

- Can be personalised using backlit translucent logo or branding
- Backlit translucent patterns
- Lighting integrated into sign in platform
- Unique, distinctive 3D contours
- Made using HI-MACS® — highly durable and impact resistant
- Easy to clean
- Pen pots, cable ports and storage space
- Seamless repairs, without visible trace
- Efficient lead times
- Range of colour options

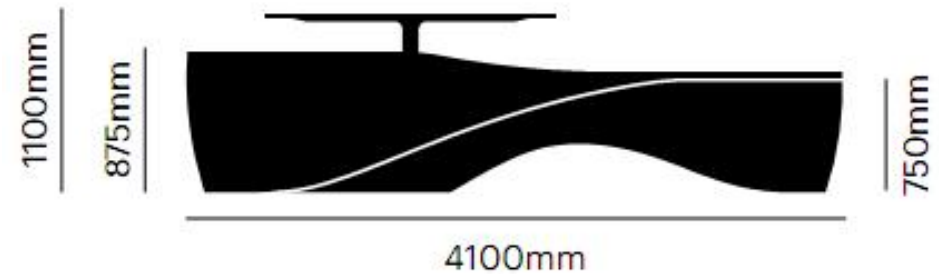
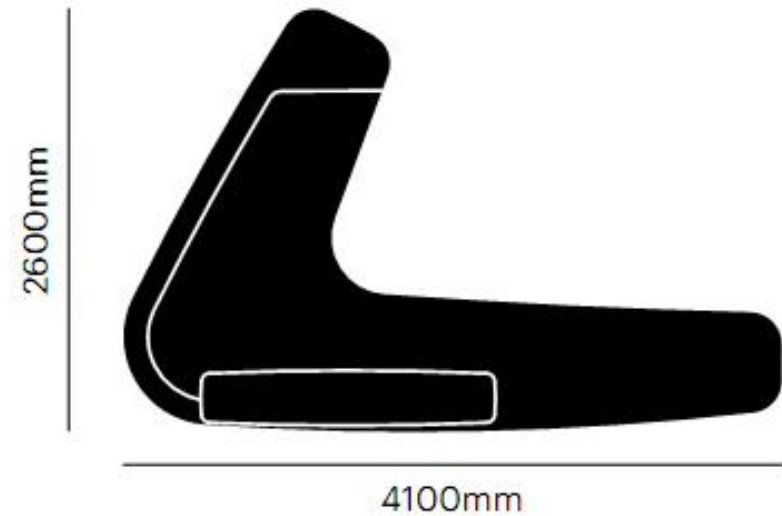


Kin Collection – Kin III



Features

- Can be personalised using backlit translucent logo or branding
- Backlit translucent patterns
- Lighting integrated into sign in platform
- Unique, distinctive 3D contours
- Made using HI-MACS® — highly durable and impact resistant
- Easy to clean
- Pen pots, cable ports and storage space
- Seamless repairs, without visible trace
- Efficient lead times
- Range of colour options



Kin Collection – Kin IV



Features

- Can be personalised using backlit translucent logo or branding
- Backlit translucent patterns
- Lighting integrated into sign in platform
- Unique, distinctive 3D contours
- Made using HI-MACS® — highly durable and impact resistant
- Easy to clean
- Pen pots, cable ports and storage space
- Seamless repairs, without visible trace
- Efficient lead times
- Range of colour options

