



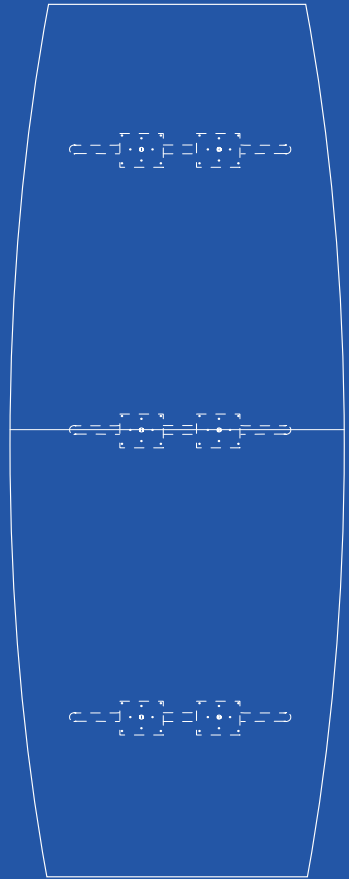
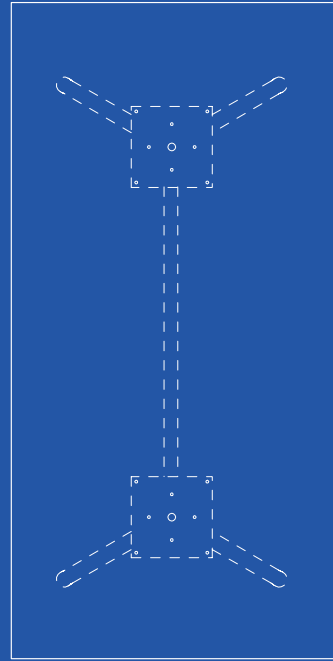
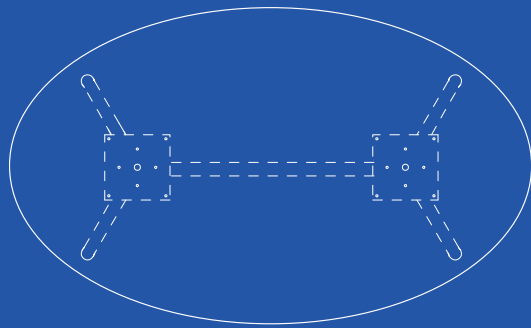
nimbus

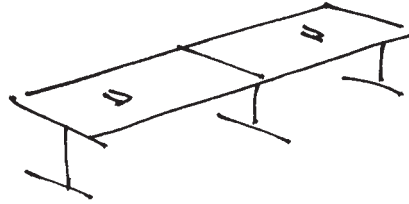
Tables and Credenzas

**Cambridge
Park**



ovals
rectangles
barrels
boats
rounds
squares
top & leg





Nimbus Tables and Credenzas

Cambridge Park's reputation lies in the area of bespoke quality furniture including conference tables, credenzas and reception counters. Our design team would be delighted to advise and quote on any requirements you may have of this nature.

The Nimbus range of tables and credenzas is Cambridge Park's new venture into a brochured product line. Our aim is to deliver a comprehensive and relevant furniture collection of real value, excellent quality, and supported by outstanding customer service. Nimbus is available across the country through a network of quality dealers. We have also focused carefully on the provision of power and data, and offer solutions ranging from the simple grommet, to the more sophisticated veneered flap revealing power and data sockets.

Within the following pages you will see some great images of the product which we hope will convey the substance of Nimbus. In our accompanying price list and specification guide you will find the complete offering including top finishes, edge and base details, as well as illustrations of power, data and cable management.

We very much hope you like what you find here, we believe it's a very relevant programme, and would be delighted if you gave us a try.



Veneered access flap to power and data box.





Conferencing

Table

4000 x 1500/1200mm Boat, 2 piece top in American Black Walnut veneer with solid 35mm applied chamfered edge.

3no. polished double T bases.

Veneered hinged flaps providing access to power and data sockets.

Credenza

2065 x 600 x 750h.mm 4 door credenza with plinth base in matching American Black Walnut veneer.

Inset doors with 'touch latch' opening.

Chairs

Eames Aluminium Group by Vitra.

Meeting

Table

2400 x 1200mm Oval, Oak veneered top stained black with solid 35mm applied chamfered edge.
2no. polished 'Y' bases with black stretcher rail.
Silver powder coated hinged access flap providing access to power and data sockets.

Credenza

1065 x 600 x 750h.mm 2 door credenza on polished legs, Oak veneer stained black. Inset doors with polished 'pulls'.

Chair

Motio cantilever chair by Howe





Eating

Tables

750 x 750mm (2 seater)

1200 x 750mm (4 seater)

1800 x 750mm (6 seater)

700mm dia. bar height.

White laminate tops with PVC edges
and bases finished in white powder coat.

Inset

900mm dia. tops and 750 x 750 square
with 'eased' edges, various laminate colours,
cruciform bases finished in white powder coat.



Training

Tables

1500 x 750mm Rectangles, Oak MFC tops and modesty panels with matching PVC edges, polished T bases.


Tables fitted with rotating power & data modules.

Chairs

Caper chairs by Herman Miller



Bases



Edge details

Melamine



Matching 2mm PVC square edge

Laminate



Matching 2mm PVC square edge



Matching 2mm PVC chamfered edge

Veneer



Matching 3mm solid square edge



Matching 3mm solid chamfered edge



Matching 35mm solid bullet edge



Matching 35mm solid chamfered edge

Power, data and cable management



Grommet



Rotating power
and data module



Silver powder coated
hinged access flap



Matching veneer hinged
access flap with brush strip
(also available in laminate)

For full details please refer to
price list and specification guide.

4door

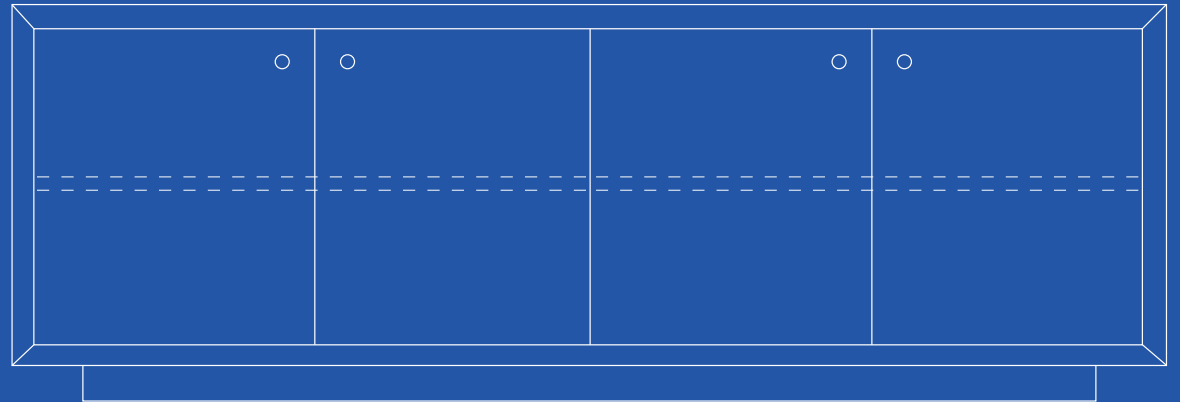
3door

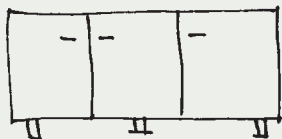
2door

leg

plinth

a.v. storage





Credenzas

A classic range of 2, 3 and 4 door credenzas to complement our table offering, and deep enough at 600mm to take most AV fittings. Available in MFC, Laminate and Veneer finishes. A full range of options and accessories are available.


Left to right

3 door unit 1565 x 600 x 750h.mm
finished in white lacquer, with plinth.

4 door unit 2065 x 600 x 750h.mm
finished in American Black Walnut veneer, with plinth.

2 door unit 1065 x 600 x 750h.mm
finished in Oak veneer stained black,
on polished legs with door pulls.






Accessories

Specify a fridge, elegant cast top grommets or functional internal plastic ones, door pulls as an alternative to 'touch latches'.

Back painted glass tops.

Locks, ventilation grills, polished chrome legs instead of a plinth base.

See price & specification guide for full details.



Whether your requirement is a bespoke boardroom table, reception counter or executive furniture, please talk to us. Our in house design team will work closely with you to create solutions that will satisfy the demands of the most discerning specifier or end user.

