

**FUMAC**<sup>®</sup>  
DESIGN COLLECTION

**SWITCH**  
OFFICE  
**FURNITURE**



**SWITCH**  
**OFFICE**  
**FURNITURE**

# NEW WAYS OF WORKING



## DESIGNERS

Flemming Busk, architect MAA, MDD

Stephan Hertzog, designer AD, MDD


Winners of several Red Dot Product Design awards, IF product Design awards, Danish Furniture Prize 2008 and triple 2009 Design Award of the Federal Republic of Germany Nominee.

Vindere af flere Red Dot Produkt Design priser, IF Produkt Design priser, Møbelprisen 2008 samt nomineret tre gange til Design Prisen 2009 af den tyske regering.

## NEW WAYS OF WORKING

Technological progress has greater and greater influence on what we do – at work and at home. Trends seen in recent years within the office environment show an increasing use of technical advances, plus a more democratic organisational culture. The new technology and new forms of organisation are designed to provide enterprises with greater flexibility, give their employees greater motivation, make better use of available space and thus boost productivity.

Teknologiske fremskridt får hele tiden mere og mere indflydelse på vor dagligdag - i hjemmet såvel som på arbejdet. De seneste trends indenfor kontorarbejde viser en stigende tendens mod brug af dels de teknologiske fremskridt såvel som en mere demokratisk organisationsopbygning. Dette giver de enkelte virksomheder en anden organisationsform end tidligere set med en meget større fleksibilitet herunder også en større motivation fra den enkelte medarbejder. Resultatet ender ud i en større produktivitet.



# DESK ING

The Switch series consists of a range of desks available in many sizes and each individually available in static height, manual height adjustable or electric height adjustable versions.

SWITCH serien består af skrive- og sidde/stå borde i mange størrelser og udformninger. Hvert enkelt bord kan leveres enten som skrivebord i fast højde eller med manuel højdejustering og skulle man ønske et sidde/stå bord er der elektrisk højdejustering i to varianter.













Switch desking







Static

Height settable

Electric height adjustable

Fast højde

Manuelt højdejusterbart

Elektrisk højdejusterbart





A row of modern, white call center desks with black legs, arranged in a line. The desks are positioned in front of a large window that offers a view of a city street with buildings and trees. The desks have a clean, minimalist design with a white top and black legs. The window is divided into several panes, and the view outside shows a mix of modern and older buildings, with some greenery visible. The overall atmosphere is bright and professional.

Call centre 3, 4 or 6 people



Walnut desk 5650



# STORAGE

Switch storage is a modular “building block” system with modules available in 330, 430 and 850 mm depth and 910 and 1230 mm length. All modules are free standing and both the 43 cm and 85 cm deep modules are excellent for room dividing. The 43 cm units can be reversed within the same storage wall and the 85 cm modules can be individually fitted from both sides.

SWITCH arkivering er modulopbygget med enkelte moduler, som kan bygges ovenpå eller i forlængelse af hinanden. Modulerne kan leveres i henholdsvis 330, 430 og 850 mm dybde samt i længderne 910 og 1230 mm. Alle enheder kan anvendes fritstående. 43 cm dybe moduler kan vendes individuelt med front modsat øvrige moduler i samme opstilling, og 85 cm moduler kan indrettes uafhængigt af hinanden fra begge sider.











Room dividing and storage all in one.

Individuel arkivering og skillevæg i et  
og samme modul.



Individual fitted storage from two sides. Full 85 cm deep shelving.

Individuel tilpasset arkivering fra begge sider af de enkelte moduler såvel som mulighed for 850 cm dyb hyldearkivering.









Push lock

Mobile storage



# WALNUT

Walnut wood has been the timber of choice for centuries. Your choice? Or maple, anthracite, or white.

Valnød har været den foretrukne træsort i århundrede. Er den også dit valg? Eller foretrækker du ahorn, antracit eller hvid?

# WALNUT









Switch seat



Walnut storage



Walnut storage





# CONFERENCE TABLE

Conference tables available in sizes from 2000x1100 mm to 4200x1200 mm. Tables with electric height adjustable option are available.

Konference og mødeborde i størrelser fra 2000x1100 mm til 4200x1200 mm. Borde med elektrisk højdeindstilling er en mulighed.

# CONFERENCE TABLE









Conference table 5477






Conference table 5261



Time for a meeting









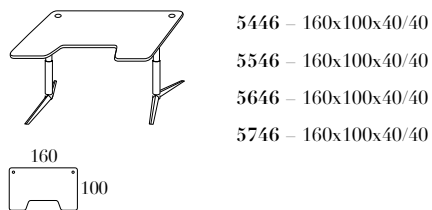


# SWITCH

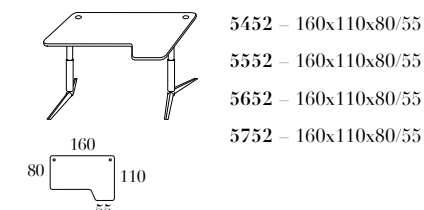
**DESKS/  
SKRIVE- OG SIDDE/STÅ BORDE  
CABLE TRAY IS INTEGRAL PART  
/KABELBAKKE INTEGRERET**  
Desk top/ Bordplade: 22 mm MDF

Veneer: Beech, maple, walnut/Finer: Bog, ahorn, valnød.  
Laminate: Beech, maple, anthracite, white.  
Laminat: Bog, ahorn, antracit, hvid.  
Legs: Chrome feet/black tube or chrome feet/chrome tube.  
Ben: Krom/sort rør eller Krom/krom rør.

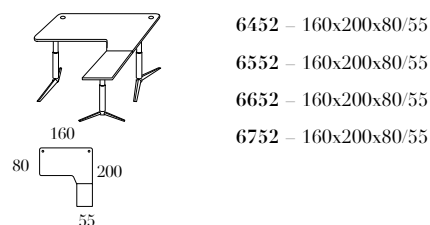
All desks are delivered with anti-squeeze protection.  
Alle borde har "anti-klem" sikring.  
Front panels available in laminate and acrylic  
(see colours in the price list).  
Front paneler leveres i laminat og akryl (se farver i prislister).



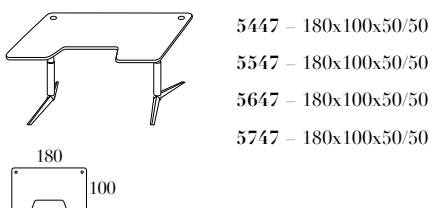
5446 – 160x100x40/40  
5546 – 160x100x40/40  
5646 – 160x100x40/40  
5746 – 160x100x40/40



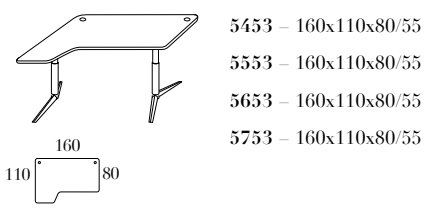
5452 – 160x110x80/55  
5552 – 160x110x80/55  
5652 – 160x110x80/55  
5752 – 160x110x80/55



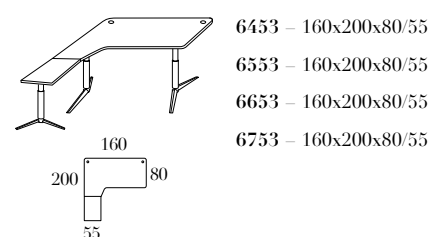
6452 – 160x200x80/55  
6552 – 160x200x80/55  
6652 – 160x200x80/55  
6752 – 160x200x80/55



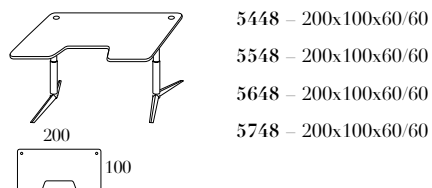
5447 – 180x100x50/50  
5547 – 180x100x50/50  
5647 – 180x100x50/50  
5747 – 180x100x50/50



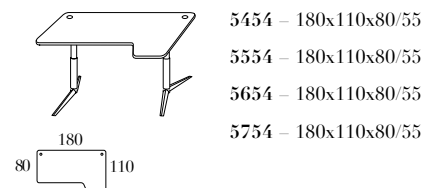
5453 – 160x110x80/55  
5553 – 160x110x80/55  
5653 – 160x110x80/55  
5753 – 160x110x80/55



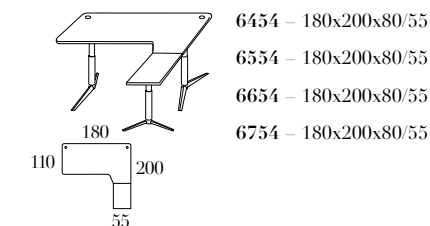
6453 – 160x200x80/55  
6553 – 160x200x80/55  
6653 – 160x200x80/55  
6753 – 160x200x80/55



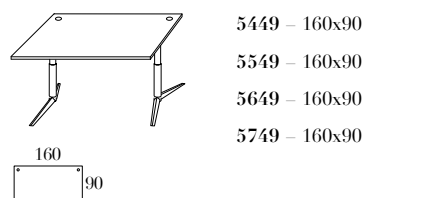
5448 – 200x100x60/60  
5548 – 200x100x60/60  
5648 – 200x100x60/60  
5748 – 200x100x60/60



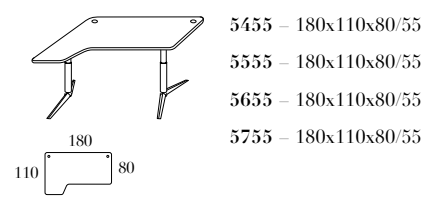
5454 – 180x110x80/55  
5554 – 180x110x80/55  
5654 – 180x110x80/55  
5754 – 180x110x80/55



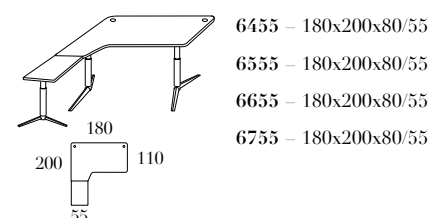
6454 – 180x200x80/55  
6554 – 180x200x80/55  
6654 – 180x200x80/55  
6754 – 180x200x80/55



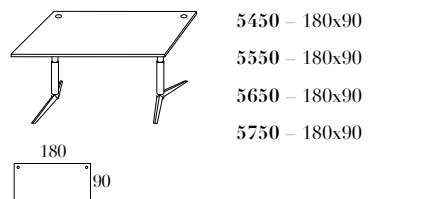
5449 – 160x90  
5549 – 160x90  
5649 – 160x90  
5749 – 160x90



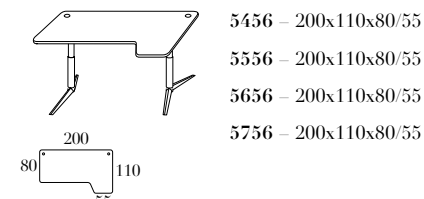
5455 – 180x110x80/55  
5555 – 180x110x80/55  
5655 – 180x110x80/55  
5755 – 180x110x80/55



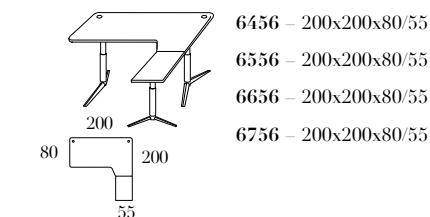
6455 – 180x200x80/55  
6555 – 180x200x80/55  
6655 – 180x200x80/55  
6755 – 180x200x80/55



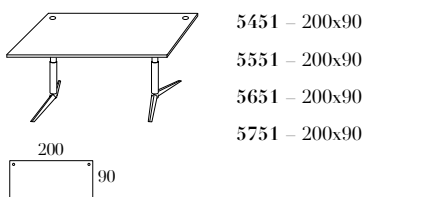
5450 – 180x90  
5550 – 180x90  
5650 – 180x90  
5750 – 180x90



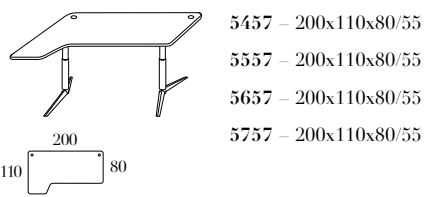
5456 – 200x110x80/55  
5556 – 200x110x80/55  
5656 – 200x110x80/55  
5756 – 200x110x80/55



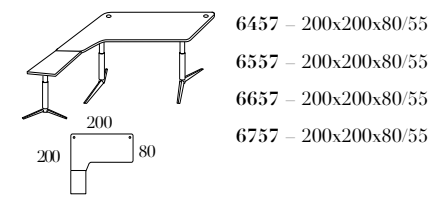
6456 – 200x200x80/55  
6556 – 200x200x80/55  
6656 – 200x200x80/55  
6756 – 200x200x80/55



5451 – 200x90  
5551 – 200x90  
5651 – 200x90  
5751 – 200x90



5457 – 200x110x80/55  
5557 – 200x110x80/55  
5657 – 200x110x80/55  
5757 – 200x110x80/55



6457 – 200x200x80/55  
6557 – 200x200x80/55  
6657 – 200x200x80/55  
6757 – 200x200x80/55

# SWITCH

## CALL CENTRE DESKS / CALL CENTRE BORDE

Desk top/ Bordplade: 22 mm MDF

Veneer: Beech, maple, walnut/Finer: Bøg, ahorn, valnød

Laminate: Beech, maple, anthracite, white.

Laminat: Bøg, ahorn, antracit, hvid.

Model 54xx: Static height / fast højde

Model 55xx: Manual height settable/  
manuelt højdejusterbart 66,0-80,0

Model 56xx: 68,5-122,0

Model 57xx: 66,0-130,5

Legs: Chrome feet/black tube or chrome feet/chrome tube.

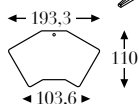
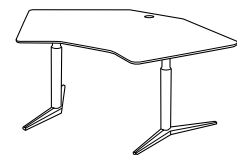
Ben: Krom/sort rør eller Krom/krom rør.

All desks are delivered with anti-squeeze protection.

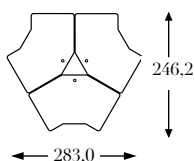
Alle borde har "anti-klem" sikring.

Separate cable tray available.

Separat kabelbakke kan købes.



110

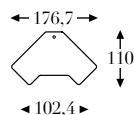
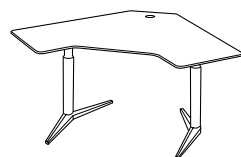


5493 - 193,3x110,0x89,7/89,7

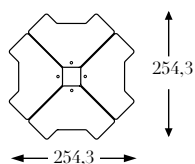
5593 - 193,3x110,0x89,7/89,7

5693 - 193,3x110,0x89,7/89,7

5793 - 193,3x110,0x89,7/89,7



110

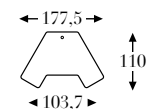
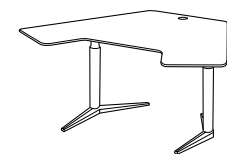


5494 - 176,7x110,0x54,8/54,8

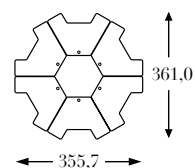
5594 - 176,7x110,0x54,8/54,8

5694 - 176,7x110,0x54,8/54,8

5794 - 176,7x110,0x54,8/54,8



110



5496 - 177,5x110,0x46,0/46,0

5596 - 177,5x110,0x46,0/46,0

5696 - 177,5x110,0x46,0/46,0

5796 - 177,5x110,0x46,0/46,0

## CABLE RISER / KABEL FØDER



2676 - 130 cm

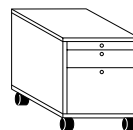
## FRONT PANEL / FRONT PANEL



2750 - 160x25 cm (Laminate/laminat)

2751 - 160x25cm (Acrylic/akryl)

## MOBILE PEDESTALS / MOBILE SKUFFEKASSETTER



61113 - 43,0x60,0x61,0



61114 - 43,0x60,0x61,0

## DRAWER DIVIDERS / SKRÅFAG:



121V - 5 pcs / 5 stk

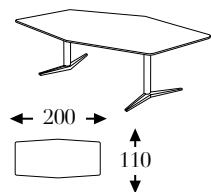
121 - 7 pcs / 7 stk

# SWITCH

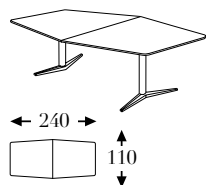
## CONFERENCE TABLES/ KONFERENCEBORDE

Desk top/ Bordplade: 22 mm MDF  
 Veneer: Beech, maple, walnut/Finer: Bøg, ahorn, valnød  
 Laminate: Beech, maple, anthracite, white/  
 Laminat : Bøg, ahorn, antracit, hvid

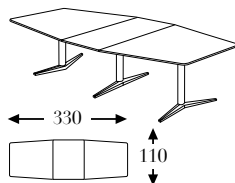
Legs: Chrome feet/black tube or chrome feet/chrome tube.  
 Ben: Krom/sort rør eller Krom/krom rør.  
 All desks are delivered with anti-squeeze protection/  
 Alle borde har "anti-klem" sikring



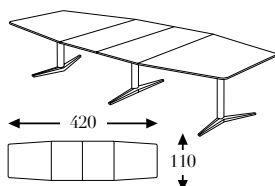
5477 – 200,0x110,0/90,0  
 5577 – 200,0x110,0/90,0  
 5677 – 200,0x110,0/90,0  
 5777 – 200,0x110,0/90,0



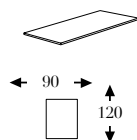
5260 – 240,0x120,0/90,0x72,0



5261 – 330,0x120,0/90,0x72,0



5262 – 420,0x120,0/90,0x72,0



5259 – 120,0x90,0

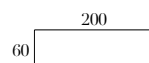


5403



5266 – 200,0x60,0x107,0

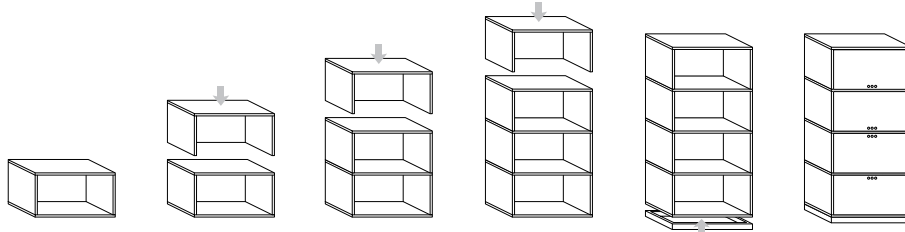
(shelf/hylde: 160,4x30,0)



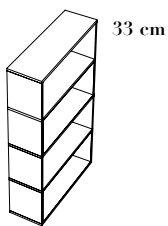
# SWITCH

STORAGE /  
ARKIVERING

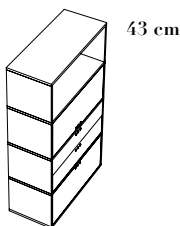
SHELVES / HYLDER: 22 mm VERTICAL PANELS / SIDER: 19 mm



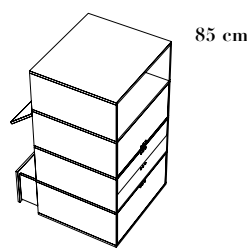
RANGE:



33 cm



43 cm



85 cm

Top module	910 mm 396 mm	31100
Middle module	910 mm 396 mm	32100
Basic module	910 mm 418 mm	33100

+ wooden plinth

Top module	910 mm 396 mm	1230 mm 396 mm	41100	41200	41300
Middle module	910 mm 396 mm	1230 mm 396 mm	42100	42200	42300
Basic module	910 mm 418 mm	1230 mm 418 mm	43100	43200	43300

+ wooden plinth

Top module	910 mm 396 mm	1230 mm 396 mm	1230 mm 396 mm	81100	81200	81300
Middle module	910 mm 396 mm	1230 mm 396 mm	1230 mm 396 mm	82100	82200	82300
Basic module	910 mm 418 mm	1230 mm 418 mm	1230 mm 418 mm	83100	83200	83300

+ wooden plinth

**IMPORTANT:** No accessories available for 33 cm deep modules. Der er ikke yderligere tilbehør til 33 cm dybe moduler.

**PLEASE NOTE:** 85 cm deep units can be configured separately from both sides. **BEMÆRK:** 85 cm dybe moduler kan indrettes fra begge sider uafhængigt af hinanden.

ACCESSORIES FOR 43 CM AND 85 CM DEEP MODULES / TILBEHØR TIL 43 CM OG 85 CM DYBE MODULER:

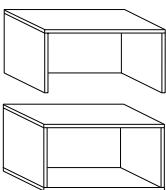
869 mm 94001 94001L (with lock)	869 mm 94011	869 mm 94010 94010L (with lock)	869 mm 94030	869 mm 94031	Cushion / Hylder: 941 - 910 x 330 mm 942 - 910 x 430 mm 943 - 1230 x 430 mm 944 - 910 x 850 mm 945 - 1230 x 850 mm
---------------------------------------	-----------------	---------------------------------------	-----------------	-----------------	---

See price list for more details / se prislsten for yderligere informationer

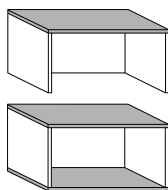
FINISHES AVAILABLE / FINISH:

Maple and walnut veneer, white and anthracite lacquer / Ahorn eller valnød finer, hvid eller antracit lak. 3 price levels available (see price list) / 3 priskategorier (se prislste)

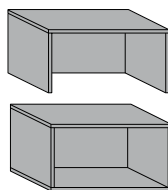
- 1) Maple/white/anthracite - ahorn, hvid, antracit. All parts/alle dele
- 2) Mix / Mix: Mix of finishes in one module/Miks af to farver i eet modul
- 3) Walnut/Valnød: All parts walnut/alle dele i valnød



1)



2)



3)



**TIP:** The designers recommend that all accessories used in the individual modules are in the same finish as the vertical panels. **TIP:** Visuelt anbefaler designerne at lade tilbehør være i samme finish som siderne på det valgte modul.

**FUMAC<sup>®</sup>**

Space Office Systems

Coppergate House

16 Brune Street

London E1 7NJ

T. 020 7721 7747

E. [Sales@space-os.co.uk](mailto:Sales@space-os.co.uk)

W. [www.space-os.co.uk](http://www.space-os.co.uk)